

Ms. Mandy & Ms. Tiffany's 4th Grade Class



HAPPY
LAST
WEEK **OF**
SCHOOL

Monday, May 18, 2020



**KEEP
CALM**

IT'S THE LAST

MONDAY OF

THE SCHOOL YEAR!

Morning Devotion



CLICK FOR DEVOTION!




THIS IS WHAT YOU DO



Click Above...

Some of you may want to access the soft relaxing music that Mrs. Tiffany plays during our independent work time. Here is the Youtube link to the songs I play. Enjoy!!



Live Zoom Meeting Today
Monday May 18, 2020
6:00pm




AWARDS

I will put the link in our Bloomz account so it stays private.



MATH

Click on link to go to Freckle.com



Then you will enter your class code:

4A code: rhode6

4B code: 93kypu

A screenshot of the Freckle login interface. At the top is the Freckle logo (a pink pig head) and the text "Freckle by Renaissance". Below this is a speaker icon followed by the text "Enter Class Code". Underneath is a white rectangular input box with the placeholder text "Class Code". At the bottom is a large red button with a white right-pointing arrow.

Complete the assignment: Fractions -multi-digit multiplication

READING

Read for Accelerated Reader! The Houma Christian account has been unlocked so you can
take tests at home!!

AR website!



Accelerated Reader™
Renaissance Learning



Elements of PLOT

- ALL PLOTS have standard elements.
- These standard elements always happen in the same sequence... otherwise the plot doesn't make sense!

Elements of PLOT

I. EXPOSITION


- The beginning of the story.
- The characters and setting are introduced.

Exposition

Elements of pLOt

2. RiSing Action


- The conflict of the story is revealed.
- The story becomes more complicated.



Elements of PLOT

3. Climax

- This is the *turning point* of the story.
- It is the highest point of interest.



Elements of pLOt

4. Falling Action

- The conflict begins to be resolved.
- The events begin to conclude.



Elements of PLOT

5. Resolution

- This is the end of the story.
- The outcome of the conflict is revealed.



Let's complete a PLOT diagram for the story of Jack and Jill!

Let's begin by reading a more detailed version of the story!

It's washing day at the Johnson house. Jack and Jill's mom asks them to fetch a pail of water. The well is at the top of the hill. They know the pail will be heavy once it is full of water, so they climb the hill together.

They arrive at the top of the steep hill out of breath. Jack fetches the water from the bottom of the well. They carefully lift the bucket out of the well, and then start down the hill together, each with one hand on the pail.

Let's complete a PLOT diagram for the story of Jack and Jill!

Suddenly, Jack trips. He begins rolling down the hill. Jill, caught off balance, falls and comes tumbling after Jack. They arrive at the bottom of the hill dazed, confused, bruised ...and with NO water. They hobble home to tell their mother what just happened.

When they arrive home, Mrs. Johnson mends Jack's and Jill's cuts and bruises and then goes up the hill to fetch the water herself.

A PLOT diagram for the story of Jack and Jill!

Exposition

- It's washing day.
- Jack and Jill's mom asks Jack and Jill to fetch a pail of water.
- The well is at the top of a hill.

Exposition

A PLOT diagram for the story of Jack and Jill!

Rising Action

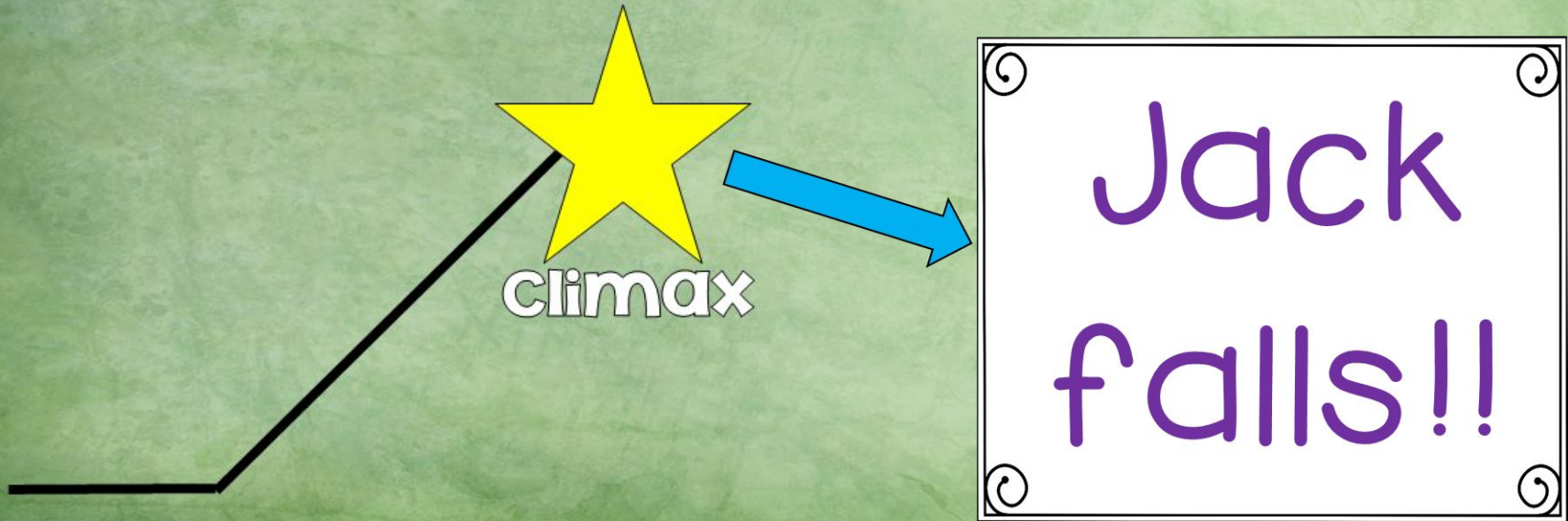


Rising
Action

- Jack & Jill go up the hill together.
- Jack & Jill arrive at the top of the hill.
- Jack fetches the water from the well.
- Jack & Jill start down the hill together, with the bucket between them.


A PLOT diagram for the story of Jack and Jill!

climax



A PLOT diagram for the story of Jack and Jill!


Falling Action



- Jill comes tumbling down the hill after Jack.
- Jack & Jill arrive at the bottom of the hill bruised and with no water.
- Jack & Jill hobble home.

A PLOT diagram for the story of Jack and Jill!

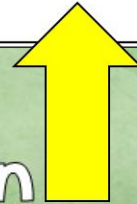
Resolution



-Jack & Jill's mom mends their cuts and bruises.

-Jack & Jill's mom goes up the hill to get water herself.

Resolution





PE
WITH
COACH
NATE

CLICK
HERE
TO GET
STARTED



Happy
Tuesday!

May 19, 2020

Morning Devotion



Click Here...



YOU MAKE ME BRAVE



Click Above!

Math

Time to Practice AM

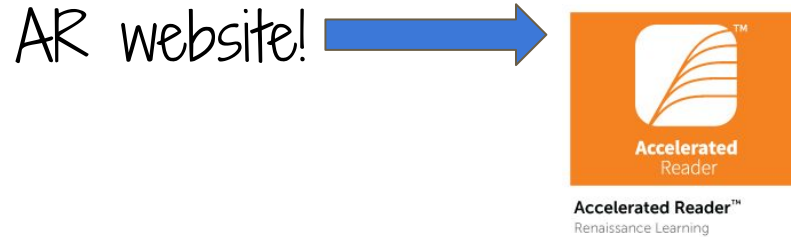
Click on this link

[Accelerated Math](#)




READING

Read for Accelerated Reader! The Houma Christian account has been unlocked so you can take tests at home!!



READING continued

Listen to the recording of our new novel
"Farmer Boy" by Laura Ingalls Wilder "Cold Snap"



[Click Here!](#)



Vocabulary:

carding machine - the process in which a brush is used to clean and disentangle the short fibers of wool

lye - a strong solution obtained from filtering water through wood ashes; used in soap making

ewes - female sheep

Look on youtube to find the rest of the recordings if you'd like to finish this novel :)


Live Zoom Meeting Today
Tuesday May 19, 2020
1:00pm



with Mrs. Tiffany

SHARING

FICTIONAL NARRATIVES



I will put the link in our Bloomz account so it stays private.

Wednesday, May 20, 2020

It's the last Wednesday
of the school year!

Remember to be
awesome!!!!!!



som^{ee}cards
user card

Morning Devotion



Click Here...



YOU ARE GOD



Click Here...

End of the School Year Fun!
Zoom Meeting Today
Wednesday May 20, 2020
10:30am

With Ms. Mandy & Ms. Tiffany
I will put the link in our Bloomz account so it stays private

READING

Read for Accelerated Reader! The Houma Christian account has been unlocked so you can
take tests at home!!

AR website!



Accelerated Reader™
Renaissance Learning

A PLOT diagram for the story of Little Miss Muffet.

Nursery Rhyme

Little Miss Muffet sat on a tuffet
Eating her curds and whey,
Along came a spider,
Who sat down beside her
And frightened Miss Muffet away.



A PLOT diagram for the story of Little Miss Muffet.



Miss Muffet was hungry! She had been up for hours cleaning the house for the visitors that would be coming to her apartment that evening. It was almost noon when she realized that she hadn't taken the time to eat breakfast yet!

Miss Muffet prepared her favorite breakfast – curds and whey. She looked out the window and saw that it looked beautiful outside. She decided to enjoy her breakfast on the tuffet on her balcony.



A PLOT diagram for the story of Little Miss Muffet.



Miss Muffet sat down and began eating her curds and whey. Suddenly she saw a spider crawl across the balcony floor and stop right next to her tuffet! She screamed, jumped up and ran into her apartment.

Miss Muffet finished her breakfast at the kitchen table.



A PLOT diagram for the story of Little Miss Muffet.

Exposition

-Miss Muffet has been cleaning her apartment for visitors all morning.

-It's almost noon and Miss Muffet hasn't eaten breakfast yet.

Exposition

A PLOT diagram for the story of Little Miss Muffet!

Rising Action

Rising
Action

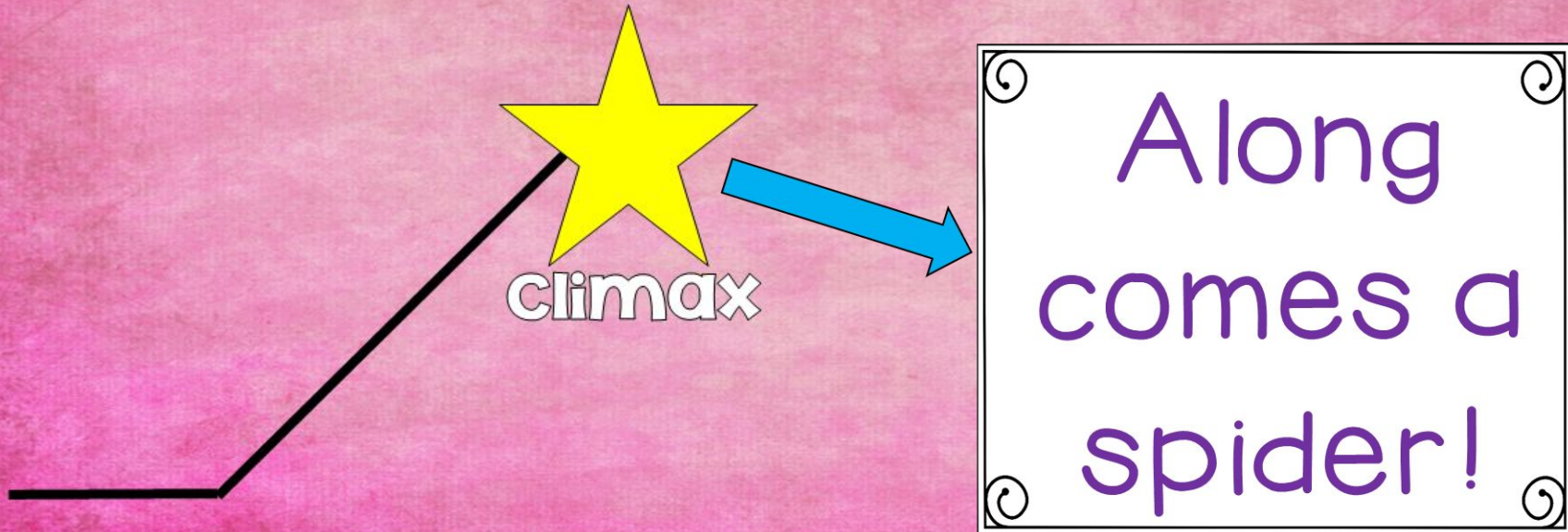
-Miss Muffet decides to make herself breakfast.

-Miss Muffet looks out the window and because it looks beautiful outside, decides to eat her breakfast on her balcony.

-Miss Muffet sits down on her tuffet to enjoy her breakfast.



A PLOT diagram for the story of Little Miss Muffet!

climax



A PLOT diagram for the story of Little Miss Muffet!


Falling Action



Miss Muffet
screams, jumps
up, and runs
inside.

A PLOT diagram for the story of Little Miss Muffet!

Resolution



Resolution

Miss Muffet finishes
her breakfast inside
at the kitchen table.

It's your turn! complete a PLOT diagram for this story about Fido.



Fido hated being home by himself all day. He *lived* for the weekends when the rest of the family was home and there was activity in the house. As it was, he spent most weekdays snoozing on the couch. When he got bored, he would go find a bone and chomp on it for a while. Eventually, he would get tired of his bone, so he would stare out the window at the empty street.



One spring day, he was staring lazily out the window, and he saw an unfamiliar man walk



slowly up the street. The man looked around and behind himself every few seconds. Fido knew that something was not right, so he continued to watch the man silently.

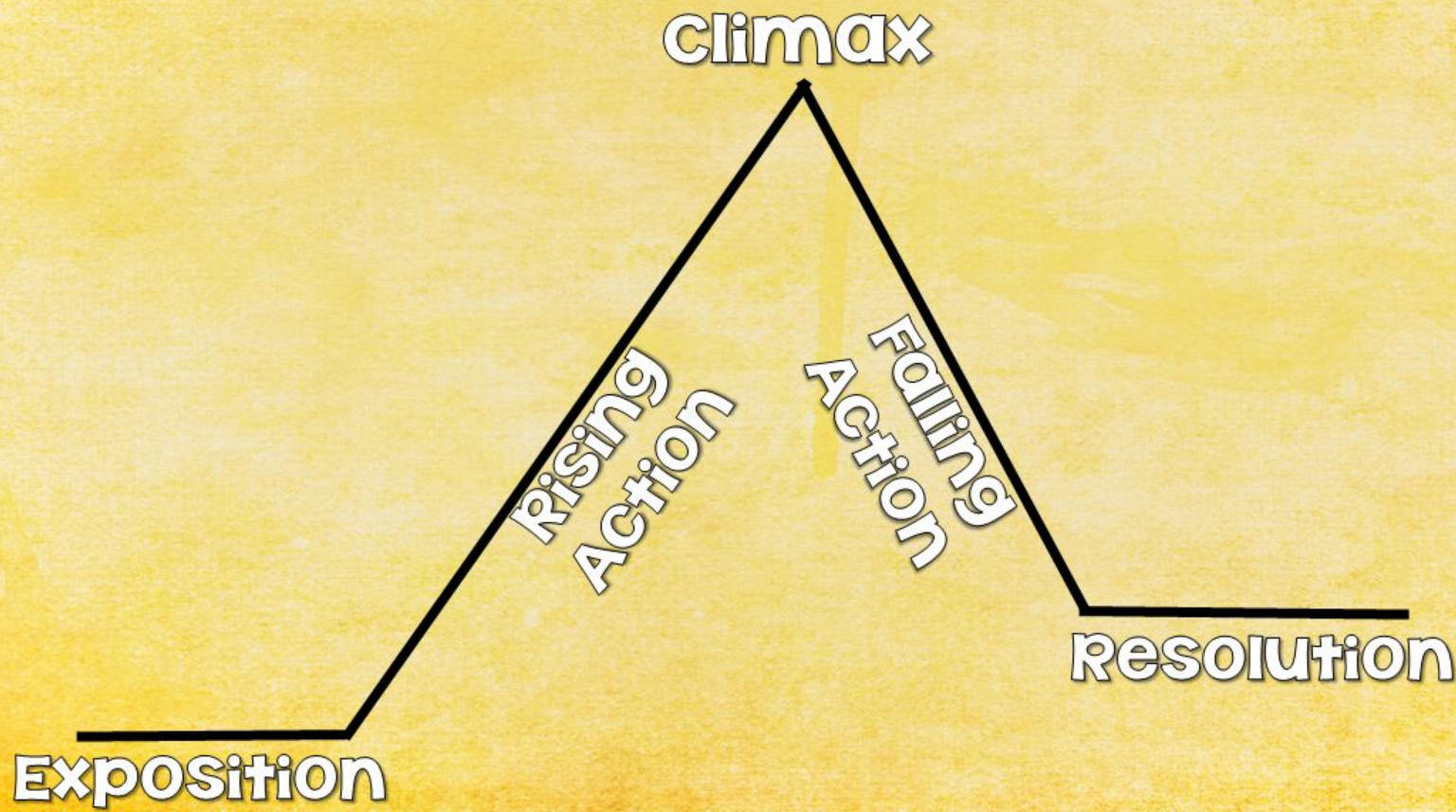
Suddenly, the man walked to the front porch of the house across the street and started to break inside! Fido jumped up, barked, snarled, and ran in circles – hoping to do anything he could to cause a commotion and scare the man away.



The man *did* hear Fido's antics and ran away from the house. Fido was a hero, even if no one knew it but him!



**complete a PLOT diagram for the story
of Hero Dog Fido.**



complete a PLOT diagram for the story of Hero Dog Fido.

Exposition: Fido is home alone all day during the week. He typically gets very bored at home.

Rising Action: Fido is home alone one day looking out the window, when he sees an unfamiliar man walk into the neighborhood, acting strangely.



Climax: The man tries to break into the house across the street!

Falling Action: Fido makes a lot of commotion to scare the man away from the house he is breaking into. The man hears Fido's antics and runs away.

Resolution: Fido has saved the day, but no one will ever know of his heroic actions.

Library Read Aloud

Click Here...



Thursday, May 21, 2020



Morning Devotion



Click Here...



FREEDOM



Click Here...

On the last two days of school we would usually do beach theme activities in class so I included some activities we would have done.



It is important to wear lots of sunblock when spending a day at the beach. But, how does sunblock counteract the harmful rays from the sun?

Materials

- *Sunblock with SPF 30 or higher
- *Dark colored construction paper
- *Small paper cups


Procedure

1. Add an ample portion of sunblock in a plastic cup
2. Dip your fingers into the sunblock and use it to paint your name (or any other design of your choice) on your construction paper.
3. Next place the the construction paper out in direct sunlight for 3-5 hours.
4. Observe the paper. What Happened?

The science

The sunblock prevents many of the sun's rays from reaching the paper. Inorganic materials in the sunscreen work by reflecting the sun's rays away from the paper. In addition, organic ingredients in the sunscreen work to absorb some of the radiation before it reaches the paper .

Name: _____ Date: _____

How Does **SUNBLOCK** Work? 

QUESTION: _____

HYPOTHESIS: _____

WHAT I DID: _____

WHAT HAPPENED: _____

CONCLUSION: _____

If you were stranded on a tropical beach, finding enough fresh water to drink could be a challenge. Scientists are working on different efficient ways to turn saltwater into freshwater.

Materials

- *3 cups of water
- *Mixing bowl
- *1 ½ tablespoons of salt
- *plastic wrap
- *small bowl
- * small rock

Procedure

1. Pour the water in the mixing bowl and stir the salt until dissolved.
2. Place the small bowl into the center of the mixing bowl. Do not get any water in the small bowl.
3. Next, place the plastic wrap over the mixing bowl and seal the edges.
4. Place a small rock on the center of the plastic wrap directly over the small bowl.
5. Place the mixing bowl in direct sunlight for 3-5 hours.
6. Remove the plastic wrap and observe the small bowl **WHAT HAPPENED?**


The science

Because of the sunlight, the salt water evaporated and returned to liquid form. When the water evaporated, the salt was left behind.

Name: _____ Date: _____

Salt Water Into

FRESH WATER



QUESTION: _____

HYPOTHESIS: _____

WHAT I DID: _____

WHAT HAPPENED: _____

CONCLUSION: _____

May 22, 2020



Morning Devotion

Click Here...



BREAKING THROUGH



Click Here...

We will complete this together during our "party" on zoom Wednesday if you go ahead and want to wait to do it with Ms. Tiffany and I.



Farewell 4th Grade

Me In
Fourth Grade



MY BEST FRIENDS



THIS YEAR I LEARNED

MY FAVORITE SUBJECTS

- 1.
- 2.
- 3.
- 4.

My Favorite Thing
About 4th Grade



This summer I
can't wait to ...




Name: _____

Date: _____

Sailing

In the boxes below tell what
you learned in each subject
this year.

Through 4th



MATHEMATICS

SCIENCE

READING

SOCIAL STUDIES

